

TERRAZZO BY BFT

BRING THE TIMELESS ELEGANCE
OF AUTHENTIC TERRAZZO FLOOR
TO YOUR SPACE






BY BHARAT FLOORINGS AND TILES

The Bharat Floorings and Tiles, an ISO 9001:2015 Certified legacy brand is the leader in artisanal cement floorings in India since 1922. For a hundred years BFT's wide range of patterned and terrazzo tiles and elegant marble has graced iconic spaces and ruled the hearts of the who's who of Indian Society. Architectural marvels such as the Umaid Bhavan Palace to modern day celebrity homes demonstrate the foreverness of the brand.

Today, in a world that prizes mechanically produced floorings, the company still continues to skillfully blend craftsmanship with industrial scale to bring together unique flooring solutions that are long-lasting and beautiful. Our products are custom designed to create stunning floors and walls to suit eclectic tastes. Our patterned encaustic tiles have been much acclaimed by architects, and interior designers, and have received awards from UNESCO. We help designers to envision their dream floor and convert it into reality. The timeless elegance and durability of these tiles make them works of art. At BFT, we do all India projects and also export tiles to the USA, England, Sri Lanka, Mauritius, Dubai, etc.

THE JOURNEY OF A 100 YEARS



1922



Pheroze and Rustom Sidhwa started a tile manufacturing unit called The Bharat Flooring Tile Company

1935



Bharats' floors jazz up Art Deco precincts across Mumbai


1940

Grindwell Abrasives is born



1980

Bharat's Stilan™ tiles in the Bombay Dyeing, Century and Khatau Makanji Mills. Bharat wins 7 contracts with the Tata group.



2005

Heritage Conservation: BFT restores the Salar Jung Museum, Hyderabad and then the Bhau Daji Lad Museum, Mumbai which won a UNESCO Award for Cultural heritage conservation in 2005



2013

Winning the UNESCO award for the Royal Bombay Yacht Club



2022

Completes 100 Years and gears up for the next one with an assortment of home decor, called the BFT Home.

1930

Bharat Tiles found their way into the Bombay Central Railway station, Royal Mint, Universities, and even the Governors' houses




1937

Bharat's Indian and Italian Marbles in swadeshi banks and insurance companies

1960

The debut of Stilan™ heavy duty tile for Industries



1999

Dusting off its original molds from the 1920s and rediscovering its original catalogues, Bharat's Heritage™ range was relaunched in 1999 at the Kala Ghoda Arts Festival, Mumbai.

2010

Reviving the craft of in-situ floors



2014 onwards

BFT pioneers collaborations with top design talent for fresh tile collections spanning the next decade



And the journey continues...



The restaurant entrance lobby flooring boasts intricate depictions of birds and flowers, beautifully outlined with brass strips and then encased in BFT In-Situ Terrazzo. Interiors - Ruchika Chhabria

TIMELESS TERRAZZO BESTSELLERS

Bursting with timeless elegance and unparalleled durability, BFT Terrazzo has adorned spaces with their mesmerizing charm for centuries. Crafted from a delightful blend of marble, glass, or other aggregates these floors offer a seamless symphony of colours and patterns. With a rich history dating back to ancient times, Terrazzo floors have evolved into a contemporary design marvel, gracing residential and commercial spaces with their chic and versatile appeal. Presenting to you designer and customized Terrazzo by BFT to discover the beauty and versatility of Terrazzo floors that will elevate the aesthetics of your spaces with sophistication and allure.



White Base
with T2 Snow White Chips



Sicilia Base
with T2 Mix Cream Italian Chips



Silver Grey Base
with T2 Chocolate, Black, Kota Green,
Jaisalmer Yellow, Classic White Chips




Nursery Pink Base
with T3 Classic White, Snow White,
T4 Clear Glass, T2 Jaisalmer Yellow Chips

White Base
with T5-T6 Blue Lagoon, Nursery Pink,
Light Blue Lagoon, Sunshine Yellow,
T2 Snow White Chips




Grey Base
with T2 Snow White Chips



White Base
with T2 Cream Sicilia Chips



Black Base
with T2 Black and Yellow Chips



TERRAZZO SAMPLE DEVELOPMENT GUIDE

Terrazzo offers exceptional durability and timeless aesthetics, making it a versatile choice with limitless design possibilities. This process is entirely customizable, allowing architects, designers, and even you as end users wanting to design your spaces, to craft unique mixes tailored to your vision.

Our custom Terrazzo provides you the perfect means to create distinctive outcomes for each project or space. These samples are handcrafted to order, with an approximate lead time of 2-3 weeks. The inherent imperfection in handmade Terrazzo is precisely what makes it beautiful. The process involves the careful selection of materials and the determination of selecting the right proportions to achieve the desired mix design.



STEP 1

CHOOSE THE BFT BASE COLOUR

The colour makes up the background of the surface, also referred to as the base color. Choose from our range of 28 unique colours.



Note: Colours are indicative and images are for selection only and not as per actual scale. Please check physical tile samples as the product is handmade and made to order.

STEP 2

CHOOSE THE AGGREGATES

BFT offers a variety of aggregate options such as Marble, Glass, Stone, Mother of Pearl, Semi Precious Stone Chips, Mirrors and Metal Inlays. Whether you prefer a single aggregate or a blend of multiple aggregates in different sizes, you have full customization control over the composition mix and aggregate density.




MARBLE CHIPS



STONE CHIPS



GLASS CHIPS



METAL INLAYS



MOTHER OF PEARL



IN-SITU TERRAZZO FLOOR

At BFT, our experts will assist you at all stages right from the time of selection to design and throughout the development of Terrazzo samples to the execution of the floor.

Our BFT guide is a valuable resource that will help you to DIY your own unique Terrazzo floor, walls, table tops or decorative products. It offers you insights into the sample creation process and illustrates the steps involved.

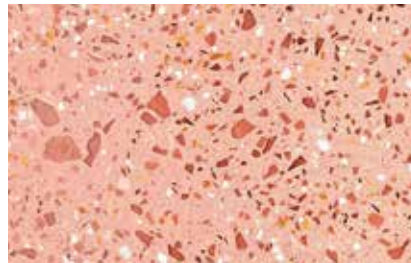
STEP 3

CHOOSE THE CHIP SIZES

Chips Sizes for Terrazzo at BFT starts from T2, T3, T4 and extend beyond, with the flexibility to incorporate chips of any desired size. The thickness of the tiles may vary depending on the chip sizes. T2 is the most ideal size.



SIZE T2



SIZE T3



SIZE T4


Note: Colours and chip sizes are indicative. Images are for selection only and not as per actual scale. Please check physical samples, as BFT Terrazzo is handmade and made to order.

STEP 4

CHOOSE YOUR TERRAZZO TILE SIZE

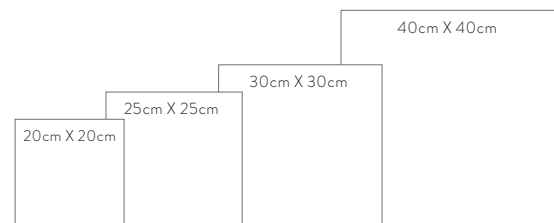
We offer a wide variety of sizes for you to select from our compressed To casted ranges. Starting from 20cm x 20cm to 100cm x 60cm and Large Terrazzo reinforced slabs along with custom designed in-situ floors.

CASTED TERRAZZO



An impressive size of 100x60 cms, our Magnum Terrazzo re-inforced slabs redefines the possibilities of interior design, offering a canvas for grandeur and creativity.

COMPRESSED TERRAZZO




With a rich history dating back to ancient times, Terrazzo floors have evolved into a contemporary design marvel, gracing residential and commercial spaces with their chic and versatile appeal. Presenting to you designer and customized Terrazzo by BFT to discover the beauty and versatility that elevates the aesthetics of your spaces with sophistication and allure.

Note : Please note that casted slabs ordered by you are hand casted and they require to be cut on all the 4 sides to get a perfect right angle.


BFT TERRAZZO COLOURS

BASE: SHADES OF WHITE

Please find below a selection of few colour swatches with various customization.



White Base
with T5-T6 Blue Chips



White Base
with T2 Snow White and
Jaisalmer Yellow Chips



White Base with
T4 Green Marble, Jaisalmer Yellow,
Chocolate Brown and T2 Classic
White Chips




White Base with T5 Fawn,
Chinese Blue, Sea Blue and
Cream Italian Chips


White Base
with T2 Black Chips



White Base
with T2 Snow White and
Green Glass Chips



White Base
with T2 Blue and Snow White Chips



White Base
with T5 Blue, Green Glass, T2 Chocolate
Brown and Cream Italian Chips



Note: Colours and chip sizes are indicative. Images are for selection only and not as per actual scale. Please check physical samples, as BFT Terrazzo is handmade and made to order.

BASE: SHADES OF LIGHT CREAM AND SICILIA

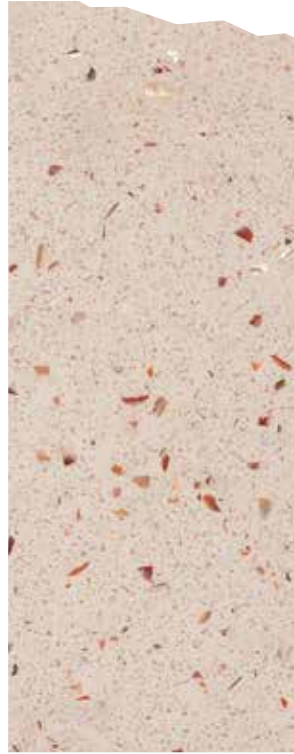
Please find below a selection of few colour swatches with various customization.



Pinkish Sicilia Base
with T4 Snow White and Pink Chips



Sicilia Base with
T3 Chocolate Brown, Jaisalmer Yellow
and White Chips



Sicilia Base
with T2 Mother of Pearl
and T1.5 Snow White Chips



Sicilia Base
with Mix T2 Green and T1 Cream
Italian Chips

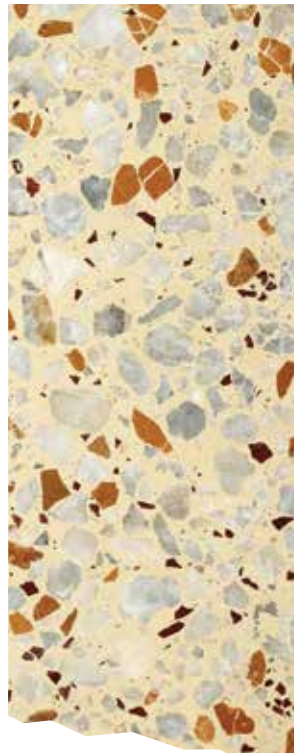
Dark Sicilia Base
with T4 Black, White and Pink Chips



Light Cream Base
with T4 Red and Sunshine Yellow Chips



Light Cream Base
with T3 Snow White and Yellow Chips




Light Cream Base
with T2 Cream Italian Chips

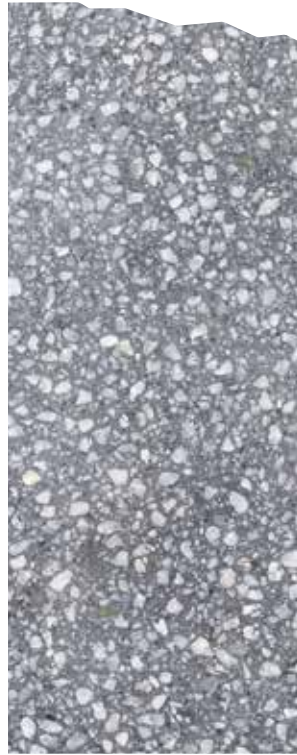


BASE: SHADES OF GREY

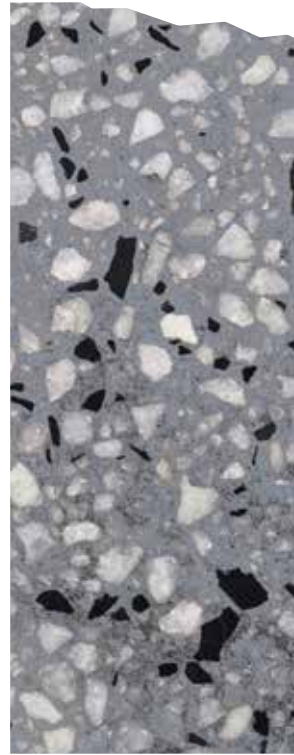
Please find below a selection of few colour swatches with various customization.



Grey Base
with T2 Mix Lemon Yellow,
Black and White Chips



Grey Base
with T2 White Chips



Grey Base
with T3 Mix Black, Snow White Chips




Grey Base
with T3 Black and White Chips

Light Silver Grey Base
with T2-T3 Black Chips




Light Silver Grey Base
with T2 Snow White, Green, Chocolate
Brown and Mother of Pearl Chips



Light Silver Grey Base
with T3 Green, Chocolate Brown
and Black Chips




Silver Grey Base
with T2 Mix Lemon Yellow
and Blue Glass Chips




Note: Colours are indicative and images are for selection only and not as per actual scale. Please check physical tile samples as the product is handmade and made to order.

BASE: SHADES OF GREEN


Please find below a selection of few colour swatches with various customization.



Mint Green Base
with T2 Green Glass Chips



Mint Green Base
with Mix T2 Red Chips




Mint Green Base
with T1.5 Cream Italian Chips




Jade Green Base
with T3 Black, Jaisalmer, Snow White
and Cream Italian Chips

Dark Green Base
with T2 Black Chips



Dark Green Base
with T2 Snow White Chips



Kotah Green Base
with T2 Snow White Chips




Macao Base
with T2 Snow White Chips



Note: Colours and chip sizes are indicative. Images are for selection only and not as per actual scale. Please check physical samples, as BFT Terrazzo is handmade and made to order.

BASE: SHADES OF YELLOW

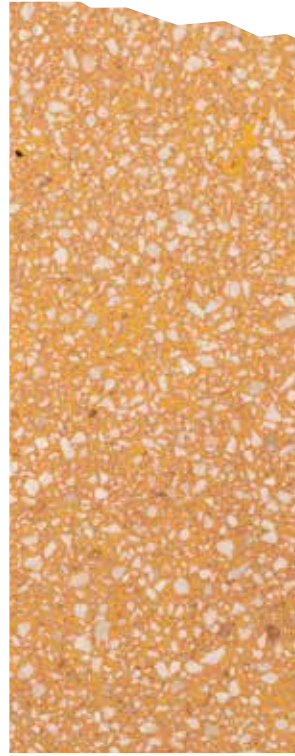
Please find below a selection of few colour swatches with various customization.



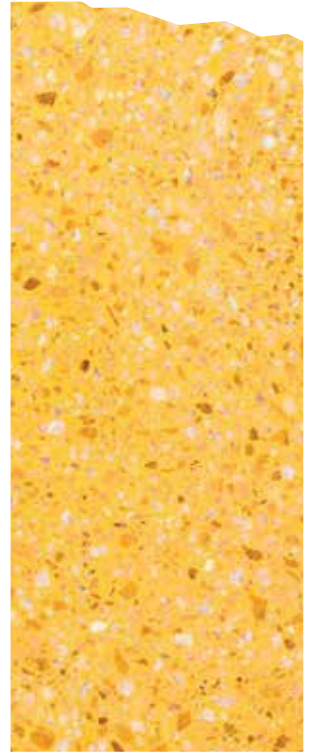
Jaisalmer Yellow Base
with T2-T3 Snow White, Jaisalmer
Yellow and Chocolate Brown Chips



Jaisalmer Yellow Base
with T2 Clear Glass Chips



Jaisalmer Yellow Base
with T2 White Chips

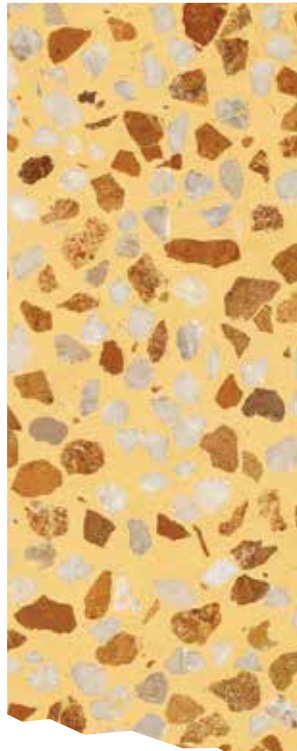


Sunshine Yellow Base
with T2 Mix Yellow and Snow
White Chips

Buttercup Yellow Base
with T2-T3 Mix Lemon Yellow Chips




Buttercup Yellow Base
with T3 Cream Italian
and Jaisalmer Yellow Chips



Buttercup Yellow Base
with T2 Mix Colour Chips



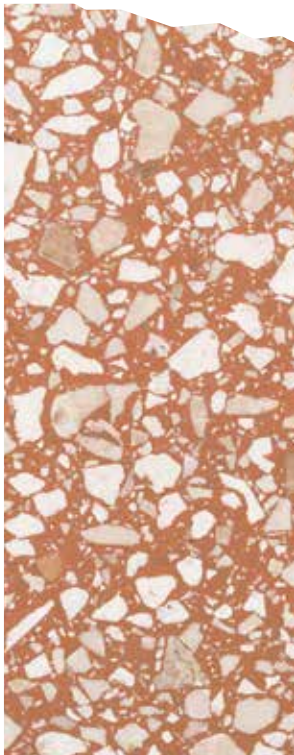
Buttercup Yellow Base
with T2 Cream Italian Chips



Note: Colours and chip sizes are indicative. Images are for selection only and not as per actual scale. Please check physical samples, as BFT Terrazzo is handmade and made to order.

BASE: SHADES OF PINK

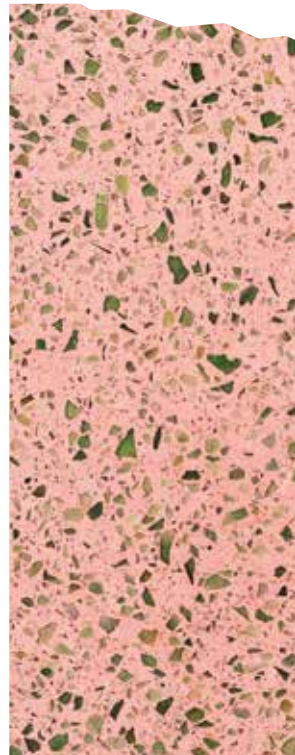
Please find below a selection of few colour swatches with various customization.



Peach Base
with T3 Cream Italian Chips



Peach Base
with T3-T4 Green and
T4 Chocolate Chips



Nursery Pink Base
with T2 Green Glass Chips




Nursery Pink Base
with T3 Mix Snow White and Black Chips

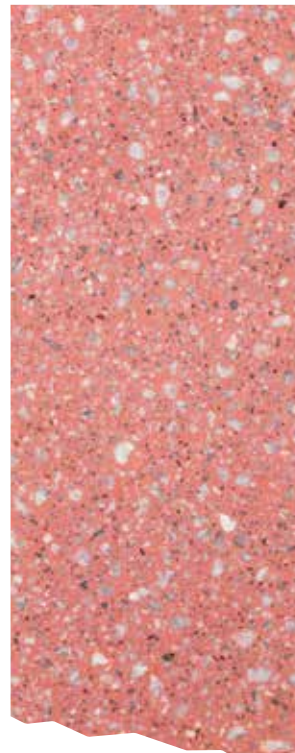
Mushroom Base
with T2 Black Chips



Mushroom Base
with T2 Mix Mushroom, Black
and White Chips



Dusky Rose Base
with T2 Snow White Chips



Dusky Rose Base
with T4 White and Black Chips



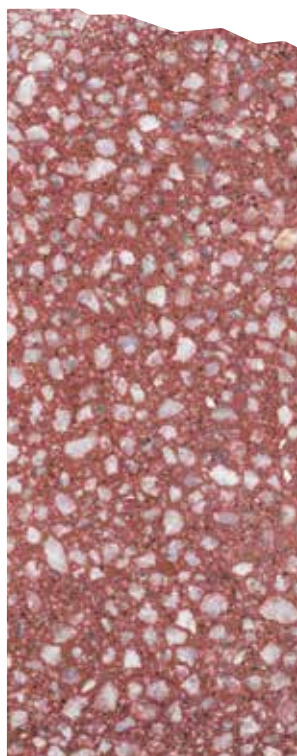
Note: Colours and chip sizes are indicative. Images are for selection only and not as per actual scale. Please check physical samples, as BFT Terrazzo is handmade and made to order.

BASE: SHADES OF RED AND BROWN

Please find below a selection of few colour swatches with various customization.




Deep Red Base
with Mix White, Green and Black Chips



Deep Red
with T2 White Chips



Deep Red Base
with T5 Pink White Chips




Fawn Base
with T2 White Chips

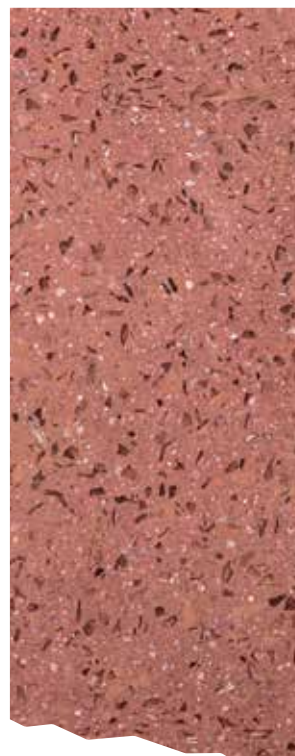
Chocolate Base
with T2 Black Chips




Chocolate Base
with T2 Snow White Chips



Terracotta Red Base
with T2 Mix Glass
and Snow White Chips




Terracotta Red Base
with T2 Black, Snow White, Kota Green,
Chocolate Brown, Yellow Chips



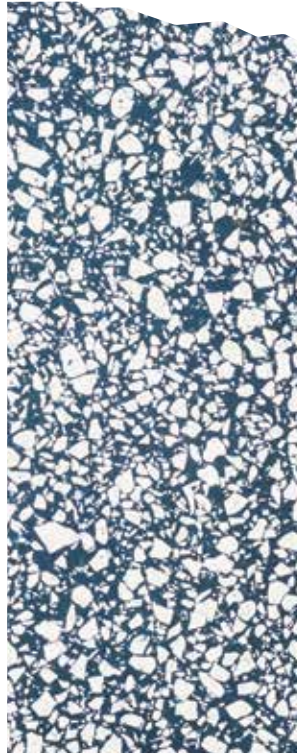
Note: Colours and chip sizes are indicative. Images are for selection only and not as per actual scale. Please check physical samples, as BFT Terrazzo is handmade and made to order.

BASE: SHADES OF BLUE


Please find below a selection of few colour swatches with various customization.



Dark Blue Base
with T3 Chocolate, Black, White,
Snow White, Jaisalmer Yellow



Dark Blue Base
with T2 White Chips




Dark Blue Base
with T3-T4 Green and Mix Lemon
Yellow Chips




Blue Lagoon Base
with T3-T4 Black, Snow White, Cream
Italian and Jaisalmer Yellow Chips

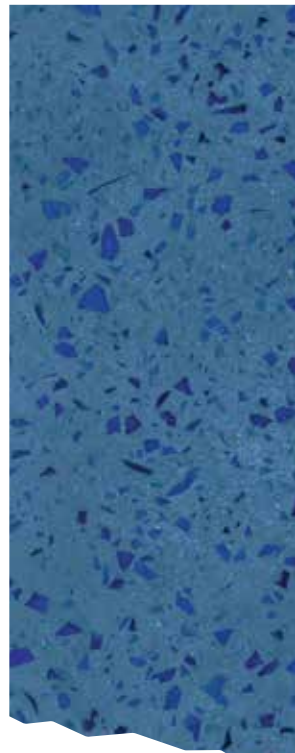
Sea Blue Base
with T3-T4 Mix Yellow and White Chips



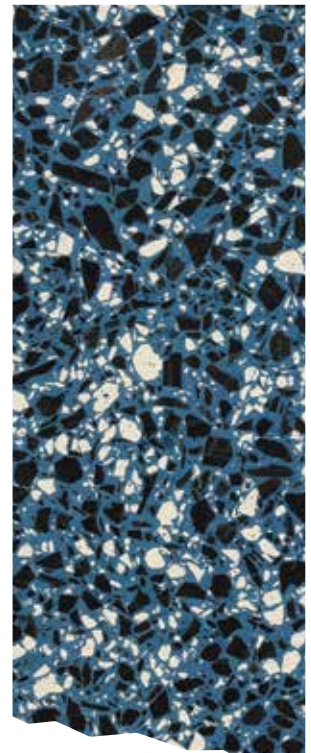
Sea Blue Base
with T1-T2 Blue Glass Chips



Chinese Blue Base
with T2 Blue Glass Chips



Chinese Blue Base
with T2 -T3 Mix White and Black Chips




BASE: SHADES OF BLACK


Please find below a selection of few colour swatches with various customization.



Black Base
with T4 Jaisalmer, Black, Snow White,
Chocolate Chips



Black Base
with T3-T4 White Marble Chips



Black Base
with T2 Snow White Chips




Black Base
with T2 Mix Cream Italian Chips

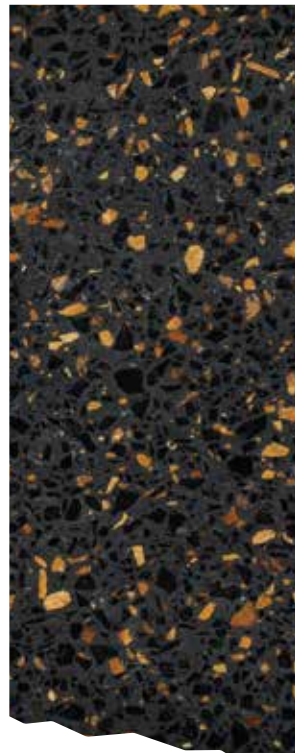
Black Base
with T2 Mix Colour Chips



Black Base
with T2 Green and Black Chips



Black Base
with T2 Black and Yellow Chips




Black Base
with T2 Black Chips



Note: Colours and chip sizes are indicative. Images are for selection only and not as per actual scale. Please check physical samples, as BFT Terrazzo is handmade and made to order.

CAST-IN-SITU TERRAZZO

BFT's Cast-in-situ terrazzo is more than just a flooring option; it is an exquisite and artisanal flooring process that is both a functional masterpiece and a work of art, each step in its creation is marked by the dedication and talent of the artisans who breathed life into it. It's an embodiment of timeless craftsmanship, a labour of love that graces spaces with its unparalleled beauty and character. Each floor is a testament to the dedication of its creators and stands as an everlasting work of art. In the heart of a bustling construction site, skilled artisans embark on a journey of creativity and craftsmanship, transforming raw materials into a work of art that will grace the interior spaces for generations to come.



BEFORE



AFTER

THE INSTALLATION

CAST IN SITU TERRAZZO INSTALLATION PROCESS



1 ROUGHEN THE FLOOR

This process removes any loose particles, creating a roughened surface that facilitates bonding.



2 FLOOR LAYOUT & DESIGN

Marking out the required levels and grid layout according to the provided floor plan.



3 STRIPES FIXING

The strips are then expertly fixed into place using a sand-cement mixture and hole fastening, adhering to the specified floor layout. Each grid is thoughtfully designed and fixed, ensuring a precise and visually appealing result that aligns perfectly with the original drawing.



4 CASTING

To establish a strong bond between the existing surface and the terrazzo, we cast the PCC concrete mixture for the Base Layer. And our top layer, approximately 12-15 mm thick, consists of a terrazzo ready-mix material with volume ratio of cementitious material to chips, mirroring the approved sample.



5 LEVELING

Meticulously leveling of the terrazzo surface, paying close attention to every corner and edge.



6 CURING

We embark on a 7-10 day curing process. During this period, we carefully maintain surface moisture to ensure a flawless and enduring terrazzo finish that exceeds your expectations.



7 POLISHING & GRINDING

Using cutting-edge techniques and specialized machinery to carefully grind the surface, gradually unveiling the stunning aggregate pattern and colors. This phase is where your terrazzo truly comes to life, revealing its inherent beauty and timeless elegance.




8 SEALANT

Sealant is applied, as this protective layer acts as a guardian, shielding your terrazzo from the rigors of daily life while preserving its brilliance.

THE PROJECTS

TRANSFORM YOUR FLOORS
INTO STUNNING MASTERPIECES
WITH TERRAZZO FLOORING



A holiday home in Goa. Interiors: Studio Flamingo. Photography: Suleiman Merchant



A modern contemporary villa for a dashing young couple in Pune. Interiors - studioHAUS, Kunaal Kyhaan Seolekar



Terrazzo wall at Park by Lodha, Mumbai. Interiors - Essajees Atelier
Photography - Talib Chitalwala. Styling - Samir Wadekar



Large Terrazzo Slabs reinforced with Marble Chips



Art deco Terrazzo floor at Burma Burma restaurant in Kolkata. Interiors - Minnie Bhatt Design. Photography - Tash Majumde



In-situ in this dining room is a series of concentric rings radiation from the circle in a 100 year old colonial bungalow. Interiors - Muselab



Cast In-situ Terrazzo with brass strips at this farmhouse in Delhi. Interiors - Sense by Akshi



Terrazzo in herringbone pattern in Silver Grey and Black at Friends Club. Interiors - Project 810. Photographer - Reuben Singh



Terrazzo table top and floor in Peach Base with T2 Snow White Chips at Outhouse Store, Mumbai. Interiors - Project 810



Beautiful Terrazzo floor at a home stay in Lonavala

PREMIUM & ART DECO TERRAZZO

CONFORMING TO IS 1237

TECHNICAL COMPOSITION

Topping White cement, pigment, filler, marble, stone and glass chips

Backing Grey cement, Stone Grit/Dust



Topping Layer - 10mm to 12mm

Backing Layer - 13mm to 15mm



Wet Transverse Strength
Above 3N/mm²



Abrasion Test
Below 3.00mm



Water Absorption
Below 10%



Standard Size
20cmx20cm, 25cmx25cm,
30cmx30cm, 40cmx40cm,
60cmx60cm, 60cm x 100cm



Thickness For Flooring Tile
25mm

COLOUR CHART

These colours are indicative. Cement colour shades will be slightly different from printed colours. Though we use the finest ingredients and blend these with utmost care, variations in the shades of raw material can lead to variations between batches. These are the hallmark and charm of handcrafted products. Note: Blue and Green colours are not recommended for use in sunlight.





A CENTURY OF MAKING ARTISANAL TILES

With a reputation dating back for 100 years, Bharat Floorings & Tiles is considered a leader in custom-made cement floorings. Customers have trusted the brand's superior quality and welcomed the company into their daily lives, creating invaluable memories for generations of office and homeowners. Our commitment to handmade has created bespoke and unique products that can serve as cherished family heirlooms for years to come. Our cement tiles are made by hand, one at a time, using mineral pigments. After the tile is casted by the artisan, it is cured in water for a period of time, and then air dried before being shipped.



To create your story, drop into our showroom or visit us online.

We have showrooms located in Mumbai | Delhi | Ahmedabad
| Vadodara | Goa | Bengaluru | Hyderabad | Pune

Bharat Floorings & Tiles (Mumbai) Pvt Ltd.

32, Mumbai Samachar Marg, Next To BSE, Fort, Mumbai 400023

T: +91 22 40574400/23/44 | E: info@bharatfloorings.com

W: www.bharatfloorings.com | bharatfloorings | BharatFloors

ISO 9001: 2015 Certified Company | Brochure Date: October, 2023

